


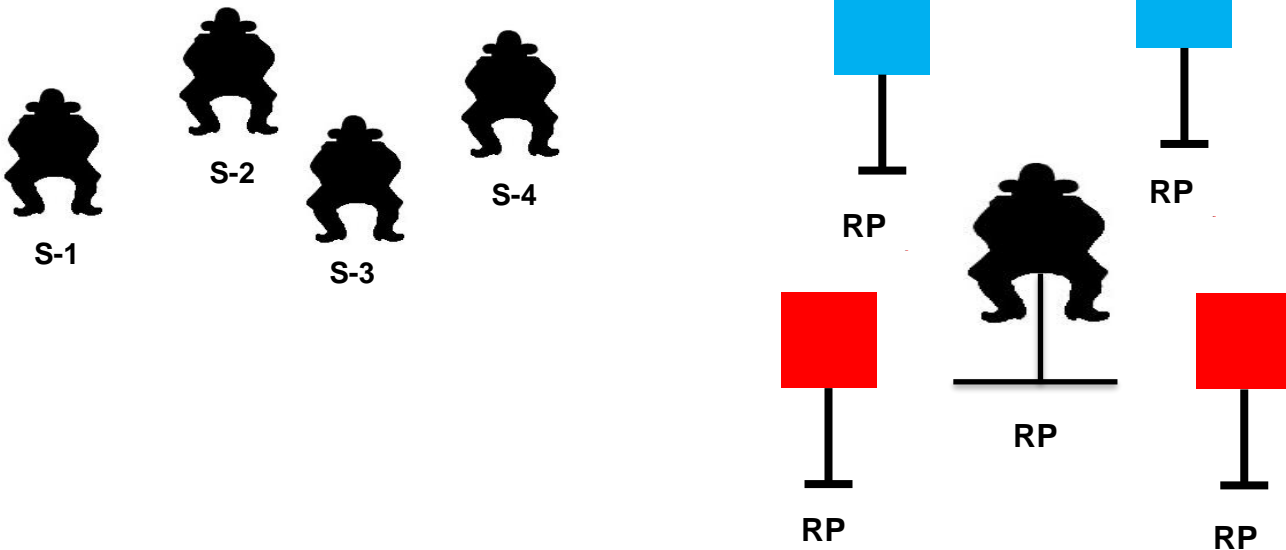
Prescott Action Shooters-Whiskey Row Gunslinger Stage Conventions

1. All competitors are required to attend the safety briefing prior to the day's match.
2. All competitors are required to sign the waiver form prior to participating in the day's match.
3. Shotguns are staged open and empty unless specific stage instructions indicate otherwise.
4. Both revolvers are loaded with 5 rounds each and holstered, hammer down on an empty chamber unless stage instructions indicate otherwise.
5. Rifles are loaded with specified number of rounds for the stage, hammer down on empty chamber.
6. Both feet must be behind the prop at the starting position, after the beep shooter may move to engage the targets, one foot is to remain behind the prop at the position for the gun string.
7. All long guns are to be carried from the loading table to the line and back to the unloading table at the conclusion of the stage with muzzles above the shoulders, barrels point slightly down range to avoid breaking the 170° cone.
8. All long guns to be staged flat on the prop prior to target engagement, they must be re-staged safely at the conclusion of the shooting string.
9. All guns must be checked at the unloading table prior to returning them to a gun cart, failure to do so will result in a stage DQ.
10. A round fired over the rear or side berms will result in a match DQ, shooter will be done for the day. **Note:** This does NOT apply to shotgun rounds fired at a launched target.


STAGE 1: November 2022



DAGNABIT!



POSITION L



POSITION R

STAGING:

BOTH REVOLVERS LOADED AND HOLSTERED. LOADED RIFLE & OPEN & EMPTY SHOTGUN STAGED SAFELY AT POSITION ANYWHERE. STAGE MAY BE SHOT IN ANY ORDER, RIFLE MAY NOT BE LAST.

HOW TO SHOOT THE STAGE:

STAGE MAY BE SHOT IN ANY ORDER, RIFLE MAY NOT BE LAST. SHOOTER STARTS STANDING AT POSITION LEFT OR RIGHT AT THE READY; SHOOTER INDICATES READY BY SAYING: *"NEED TO FIND SOME TURKEYS!"* AT THE BEEP WITH RIFLE ENGAGE THE BACK BLUE TARGETS AND THE CENTER COWBOY TARGET IN A 3-1-1 SWEEP STARTING ON THE COWBOY, REPEAT THE SWEEP FOR A TOTAL OF 10 ROUNDS. WITH REVOLVERS REPEAT THE RIFLE INSTRUCTIONS USING THE FRONT RED TARGETS AND THE CENTER COWBOY. FROM POSITION LEFT, WITH SHOTGUN ENGAGE THE FOUR COWBOY KNOCKDOWNS UNTIL DOWN.

END OF STAGE

NOTE: ONE FOOT MUST BE BEHIND THE PROP WHILE ENGAGING TARGETS
GUN ORDER: ANY, RIFLE MAY NOT BE LAST

REVOLVERS (10)


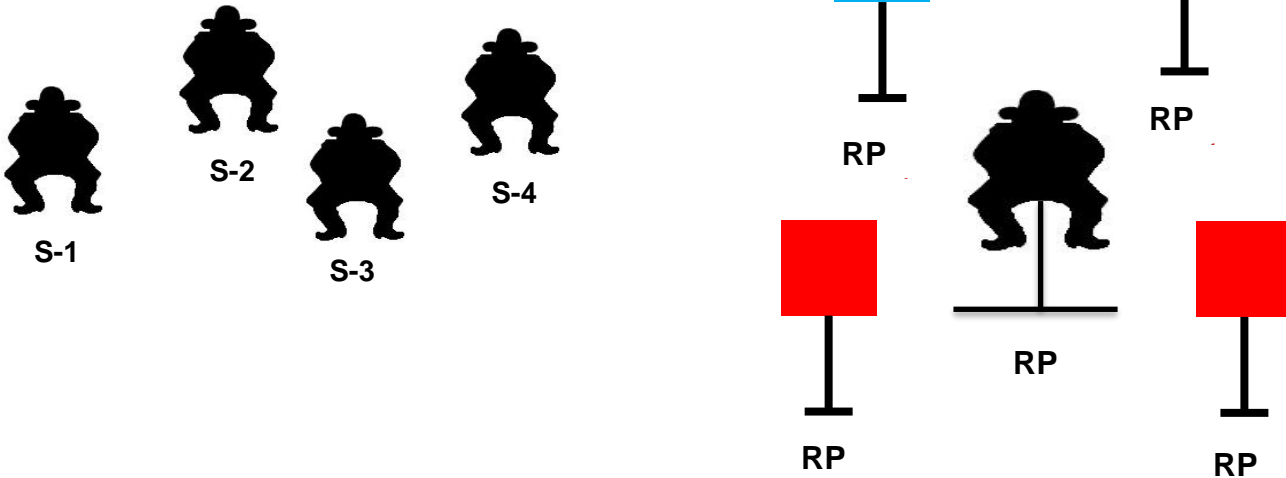
RIFLE (10)

SHOTGUN (4+)

STAGE 2: November 2022



DAGNABIT!



STAGING:

BOTH REVOLVERS LOADED AND HOLSTERED. LOADED RIFLE & OPEN & EMPTY SHOTGUN STAGED SAFELY AT POSITION ANYWHERE. STAGE MAY BE SHOT IN ANY ORDER, RIFLE MAY NOT BE LAST.

HOW TO SHOOT THE STAGE:

SHOOTER STARTS STANDING AT POSITION LEFT OR RIGHT WITH GUN OR GUNS IN HAND(S). SHOOTER INDICATES READY BY SAYING: *"I THINK I HEAR THOSE TURKEYS!"* AT THE BEEP WITH RIFLE ENGAGE THE REAR BLUE TARGETS AND THE CENTER COWBOY TARGET IN TEN ROUND NEVADA SWEEP STARTING ON EITHER BLUE TARGET. WITH REVOLVERS REPEAT THE RIFLE INSTRUCTIONS USING THE FRONT RED TARGETS AND THE CENTER COWBOY. FROM POSITION LEFT, WITH SHOTGUN ENGAGE THE FOUR COWBOY KNOCKDOWNS UNTIL DOWN.

END OF STAGE

NOTE: ONE FOOT MUST BE BEHIND THE PROP WHILE ENGAGING TARGETS
GUN ORDER: ANY, RIFLE MAY NOT BE LAST

REVOLVERS (10)

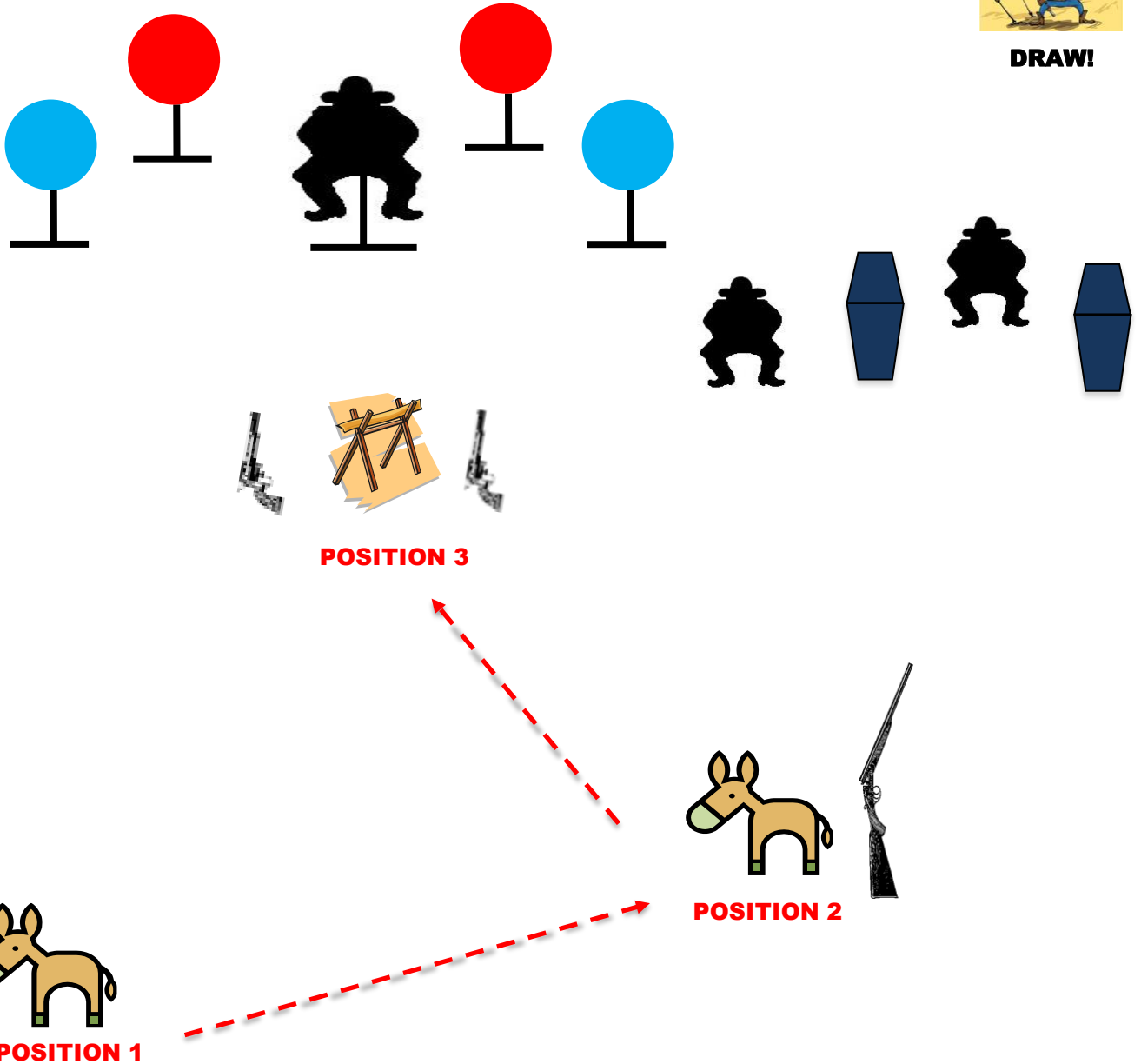
RIFLE (10)

SHOTGUN (4+)

STAGE 3: November 2022



DRAW!



STAGING:

BOTH REVOLVERS LOADED AND HOLSTERED, RIFLE LOADED AND IN HANDS AT POSITION 1, SHOTGUN OPEN AND EMPTY STAGED ANYWHERE SAFELY.

HOW TO SHOOT THE STAGE:

SHOOTER STARTS STANDING AT POSITION 1 WITH RIFE IN HANDS. SHOOTER INDICATES READY BY SAYING: **"TURKEYS, I SEE THEM!"**

AT THE BEEP WITH RIFLE, ENGAGE THE RP TARGETS IN A 2-2-1 SWEEP STARTING ON THE LEFT BLUE TARGET, RED TARGET, AND THE COWBOY; AND ENGAGE THE RP TARGETS STARTING ON THE RIGHT, IN A 2-2-1 SWEEP FOR A TOTAL OF 10 ROUNDS. MAKE THE RIFLE SAFE WITH MUZZLE POINTING TO LEFT BERM. AT POSITION 2 WITH YOUR SHOTGUN ENGAGE THE COWBOYS AND THE TOMBSTONES UNTIL DOWN, MAKE SHOTGUN SAFE AT POSITION 2 WITH MUZZLE POINTING TO RIGHT BERM. MOVE TO POSITION 3 & WITH REVOLVERS ENGAGE THE RP TARGETS AS PER THE RIFLE INSTRUCTIONS.

NOTE: SHOOTER MAY START ON THE RIGHT OR LEFT FOR THE RIFLE AND REVOLVER SWEEPS, SHOOTER'S CHOICE.

END OF STAGE

NOTE: ONE FOOT MUST BE BEHIND THE PROP WHILE ENGAGING TARGETS

GUN ORDER: RIFLE, SHOTGUN, PISTOLS

REVOLVERS (10)

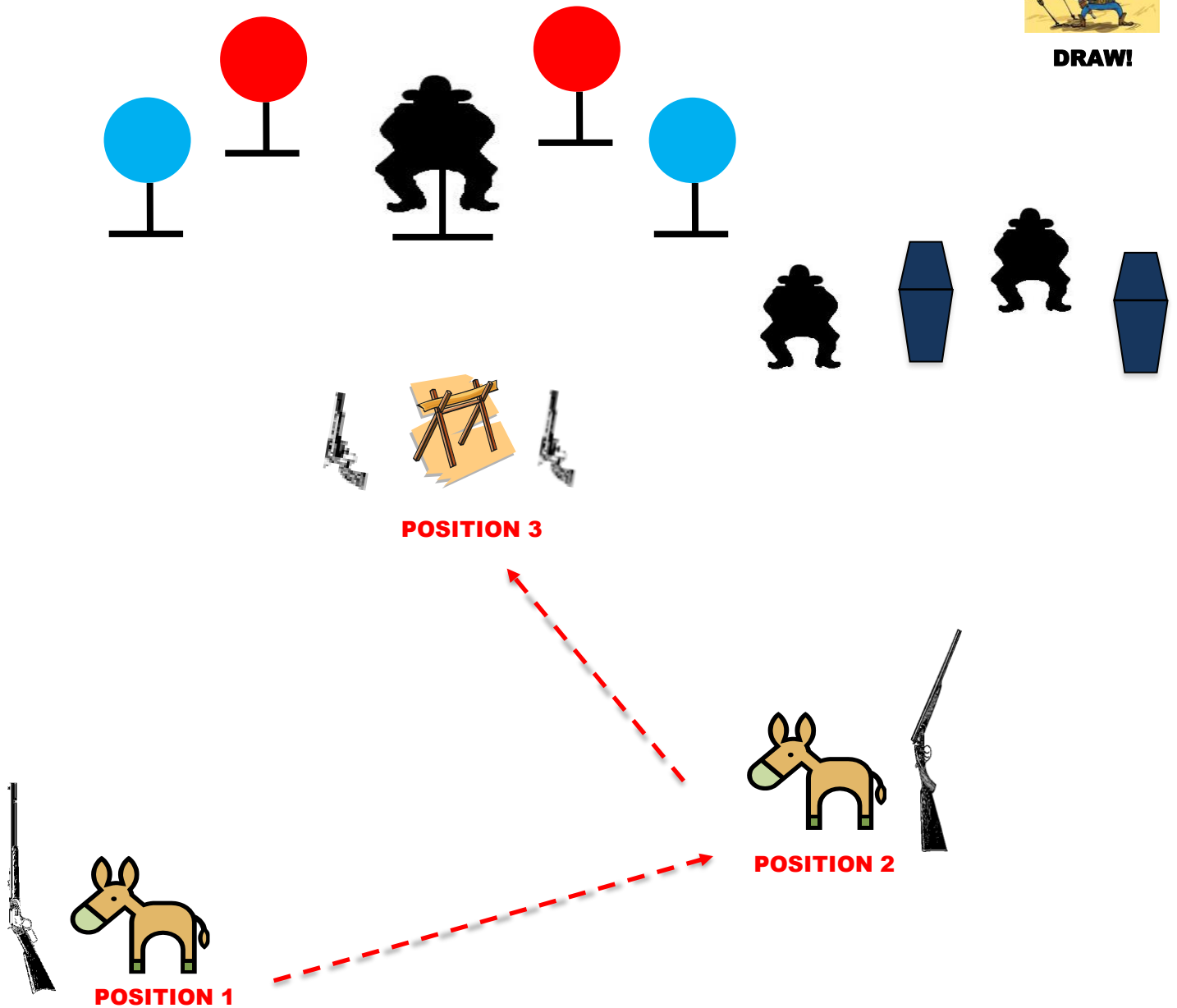
RIFLE (10)

SHOTGUN (4+)

STAGE 4: November 2022



DRAW!



STAGING:

BOTH REVOLVERS LOADED AND HOLSTERED, RIFLE LOADED AT POSITION 1, SHOTGUN OPEN AND EMPTY STAGED ANYWHERE SAFELY.

HOW TO SHOOT THE STAGE:

SHOOTER STARTS STANDING AT POSITION 1 WITH RIFLE FLAT ON THE HORSE, HANDS ON RIFLE.

SHOOTER INDICATES READY BY SAYING: ***“WHERE DID THOSE TURKEYS GO?”***

AT THE BEEP WITH RIFLE ENGAGE THE RP TARGETS WITH AT LEAST 1 ROUND ON EACH CIRCLE AND TWO ROUNDS ON THE COWBOY IN ANY ORDER FOR A TOTAL OF 10 ROUNDS. MAKE THE RIFLE SAFE WITH MUZZLE POINTING TO LEFT BERM.

AT POSITION 2 WITH YOUR SHOTGUN ENGAGE THE COWBOYS AND THE TOMBSTONES UNTIL DOWN, MAKE SHOTGUN SAFE AT POSITION 2 WITH MUZZLE POINTING TO RIGHT BERM. MOVE UP TO POSITION 3 AND WITH REVOLVERS ENGAGE THE RP TARGETS AS PER THE RIFLE INSTRUCTIONS.

END OF STAGE

NOTE: ONE FOOT MUST BE BEHIND THE PROP WHILE ENGAGING TARGETS

GUN ORDER: RIFLE, SHOTGUN, PISTOLS

REVOLVERS (10)

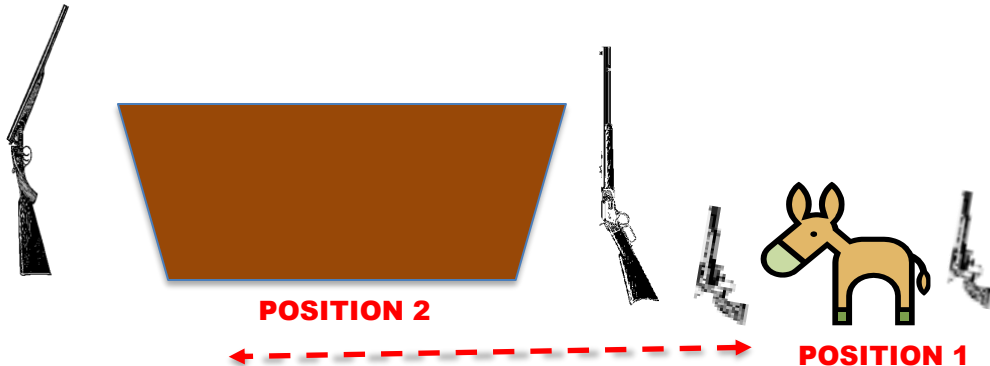
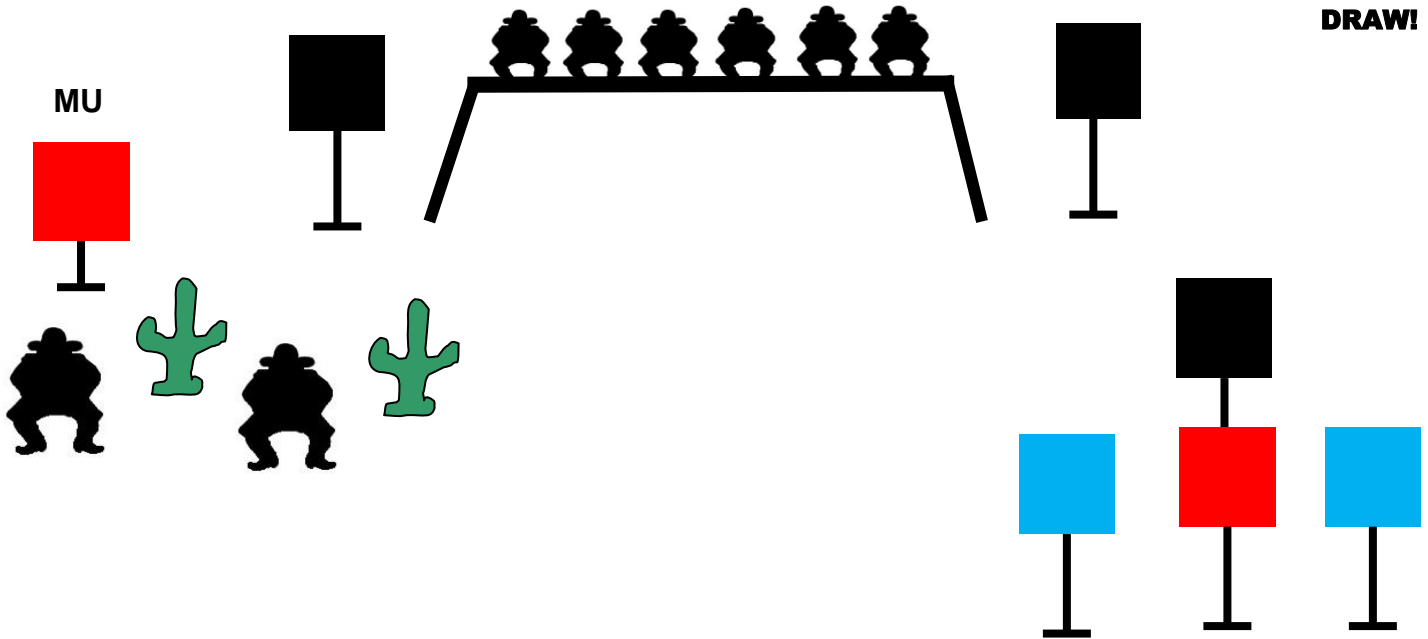
RIFLE (10)

SHOTGUN (4+)

STAGE 5: November 2022



DRAW!



STAGING:

BOTH REVOLVERS LOADED AND HOLSTERED, LOADED RIFLE AND OPEN AND EMPTY SHOTGUN STAGED AT POSITION 2. GUNS MAY BE SHOT IN ANY ORDER RIFLE MAY NOT BE LAST.

HOW TO SHOOT THE STAGE:

SHOOTER STARTS STANDING AT ANY POSITION, SHOOTERS' CHOICE, WITH HANDS TOUCHING GUN OR GUNS. SHOOTER INDICATES READY BY SAYING: *"I HAVE TO SHOOT ONE OF THOSE TURKEYS!"*

AT THE BEEP WITH YOUR RIFLE, WITH YOUR FIRST 6 ROUNDS, ENGAGE THE 6 COWBOY KNOCKDOWNS ON THE RACK THEN DOUBLE TAP THE TWO BLACK SQUARES, FOR A TOTAL OF 10 ROUNDS. WITH YOUR SHOTGUN FROM POSITION 2, ENGAGE THE 4 KNOCKDOWNS IN ANY ORDER UNTIL DOWN. MAKE SHOTGUN SAFE. FROM POSITION 1 ENGAGE THE REVOLVER TARGETS BY ALTERNATING ON THE FRONT BLUE AND RED TARGETS AND THE BACK BLACK TARGET FOR 10 ROUNDS, STARTING ON OUTSIDE BLUE TARGET. (BLUE-BLACK, RED-BLACK, BLUE-BLACK, ETC.)

NOTE: IF ANY COWBOY KNOCKDOWNS REMAIN STANDING AFTER YOUR FIRST SIX RIFLE ROUNDS, THEY MAY BE MADE UP WITH YOUR SHOTGUN BY ENGAGING THE MU (MAKE-UP) TARGET WITH CORRECT NUMBER OF ROUNDS. ANY COWBOY KNOCKDOWNS THAT REMAIN STANDING AND ARE NOT MADE-UP WILL COUNT AS MISSES.

END OF STAGE

NOTE: ONE FOOT MUST BE BEHIND THE PROP WHILE ENGAGING TARGETS

GUN ORDER: ANY, RIFLE MAY NOT BE LAST

REVOLVERS (10)

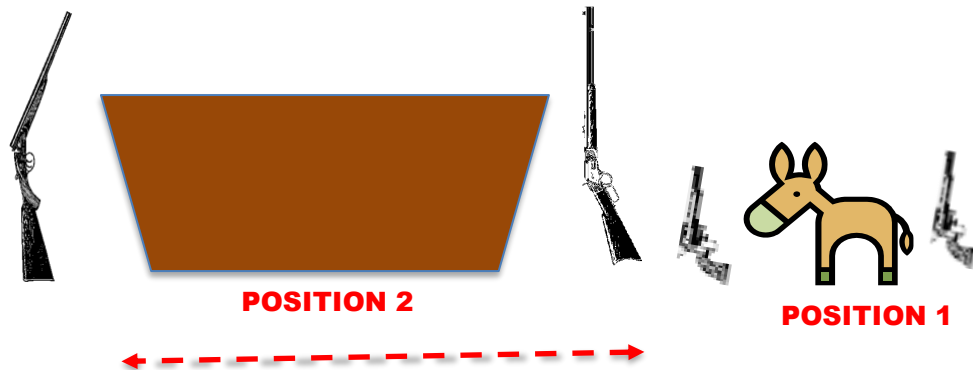
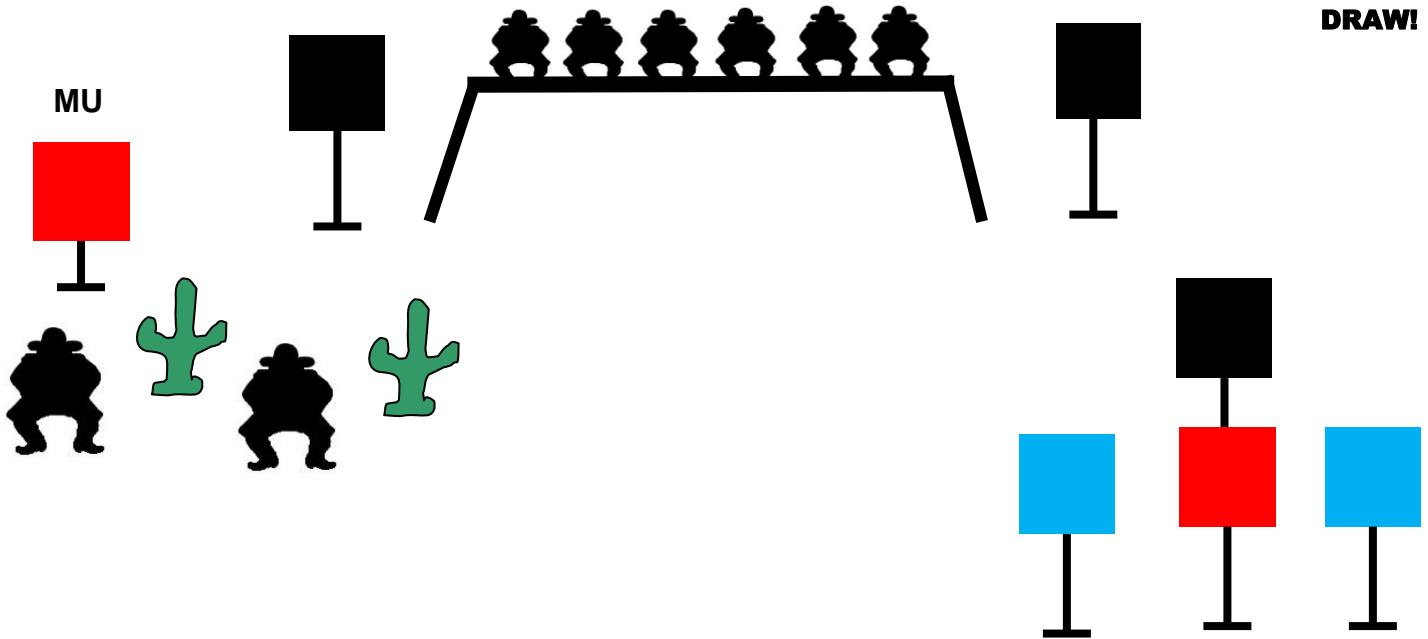
RIFLE (10)

SHOTGUN (4+)

STAGE 6: November 2022



DRAW!



STAGING:

BOTH REVOLVERS LOADED AND HOLSTERED, LOADED RIFLE AND OPEN AND EMPTY SHOTGUN STAGED AT POSITION 2. GUNS MAY BE SHOT IN ANY ORDER RIFLE MAY NOT BE LAST.

HOW TO SHOOT THE STAGE:

SHOOTER STARTS STANDING AT ANY POSITION, SHOOTERS' CHOICE, WITH HANDS TOUCHING GUN OR GUNS. SHOOTER INDICATES READY BY SAYING: "HAPPY THANKSGIVING YOU PILGRIMS!"

WITH YOUR RIFLE AT THE BEEP, ENGAGE EACH BLACK SQUARE ONCE THEN ENGAGE THE 6 COWBOY KNOCKDOWNS ON THE RACK THEN ENGAGE THE TWO BLACK SQUARES ONCE EACH FOR A TOTAL OF 10 ROUNDS. WITH YOUR SHOTGUN FROM POSITION 2, ENGAGE THE 4 KNOCKDOWNS IN ANY ORDER UNTIL DOWN. MAKE SHOTGUN SAFE. FROM POSITION 1 ENGAGE THE REVOLVER TARGETS IN A 1-1-1-2 SWEEP STARTING ON EITHER BLUE TARGET AND ENDING ON THE BLACK TARGET FOR 5 ROUNDS, REPEAT.

NOTE: IF ANY COWBOY KNOCKDOWNS REMAIN STANDING AFTER YOUR FIRST SIX RIFLE ROUNDS, THEY MAY BE MADE UP WITH YOUR SHOTGUN BY ENGAGING THE MU (MAKE-UP) TARGET WITH CORRECT NUMBER OF ROUNDS. ANY COWBOY KNOCKDOWNS THAT REMAIN STANDING AND ARE NOT MADE-UP WILL COUNT AS MISSES.

END OF STAGE

NOTE: ONE FOOT MUST BE BEHIND THE PROP WHILE ENGAGING TARGETS

GUN ORDER: ANY, RIFLE MAY NOT BE LAST

REVOLVERS (10)

RIFLE (10)

SHOTGUN (4+)

Target and Prop Requirements

WRG, November 2022

Stages 1 & 2

Rifle & Revolver Targets:
4 20" Squares 1 Cowboy

Stands:
5

Props:
2 Gun Horses

Shotgun Targets:
4 Cowboy Knockdowns

Stages 3 & 4

Rifle & Revolver Targets:
Four 20" Circles, Cowboy

Stands:
5

Props:
2 Gun Horses, Sawhorse

Shotgun Targets:
2 Cowboys, 2 Coffin Lids

Stages 5 & 6

Rifle & Revolver Targets:
Four 20" Squares, Three 18" Squares

Stands:
7

Props:
Water Trough, Gun Horse

Shotgun Targets:
2 Cowboys
2 Cacti

Totals

Shotgun Targets:
8 Cowboys, 2 Cacti, 2 Coffin Lids

Props: 5 Gun Horses, Water Trough, Sawhorse