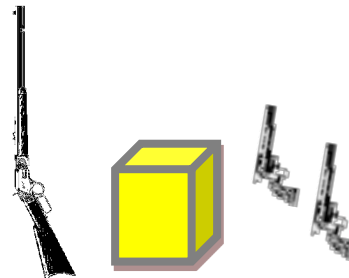

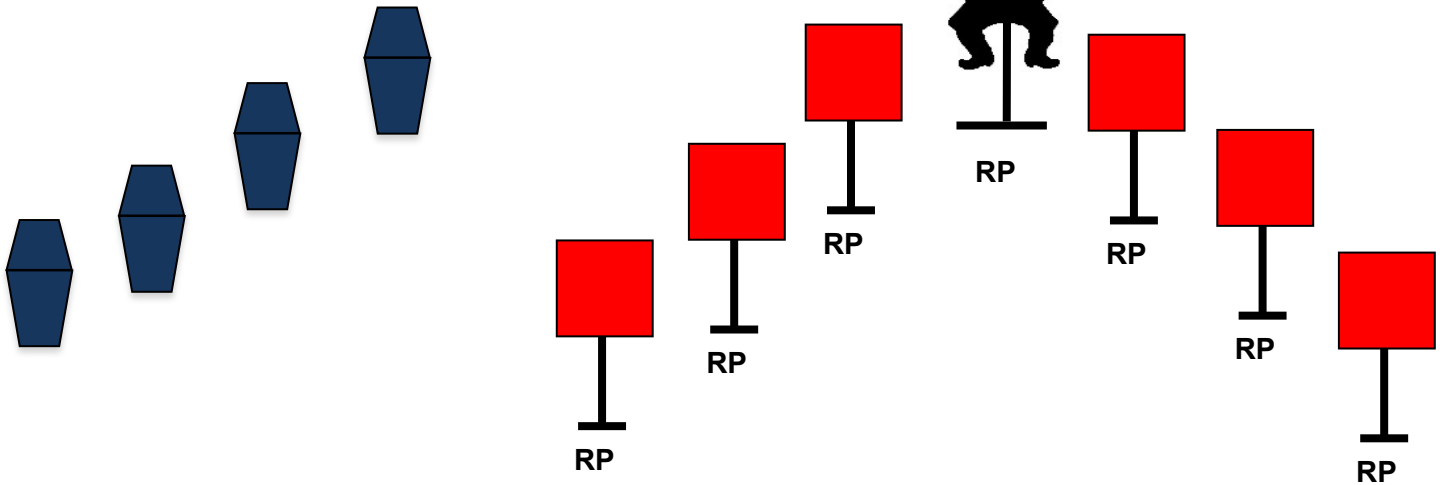


STAGE 1: January 2021



DAGNABIT!



STAGING POSITION 1: ----->

POSITION 2

BOTH REVOLVERS LOADED WITH 5 ROUNDS EACH & HOLSTERED, RIFLE LOADED WITH 10 ROUNDS STAGED AT POSITION 2, SHOTGUN STAGED OPEN & EMPTY IN HANDS AT POSITION 1.

HOW TO SHOOT THE STAGE:

SHOOTER STARTS STANDING AT POSITION 1, SHOTGUN IN HANDS, SHOOTER INDICATES READY BY SAYING: "LETS GET THIS GOING!"

AT THE BEEP FROM POSITION 1 WITH YOUR SHOTGUN ENGAGE THE 4 SHOTGUN TARGETS ANY ORDER UNTIL DOWN, MAKE SHOTGUN SAFE AT POSITION 1.

FROM POSITION 2 USING BOTH RIFLE AND REVOLVERS (RIFLE MUST BE FIRST) ENGAGE ALL 7 TARGETS AT LEAST TWICE EACH IN ANY ORDER . NO TARGET MAY BE ENGAGED MORE THAN 3 TIMES.

END OF STAGE

NOTE: ONE FOOT MUST BE BEHIND THE PROP WHILE ENGAGING TARGETS

GUN ORDER: SHOTGUN, RIFLE, REVOLVERS

REVOLVERS (10)


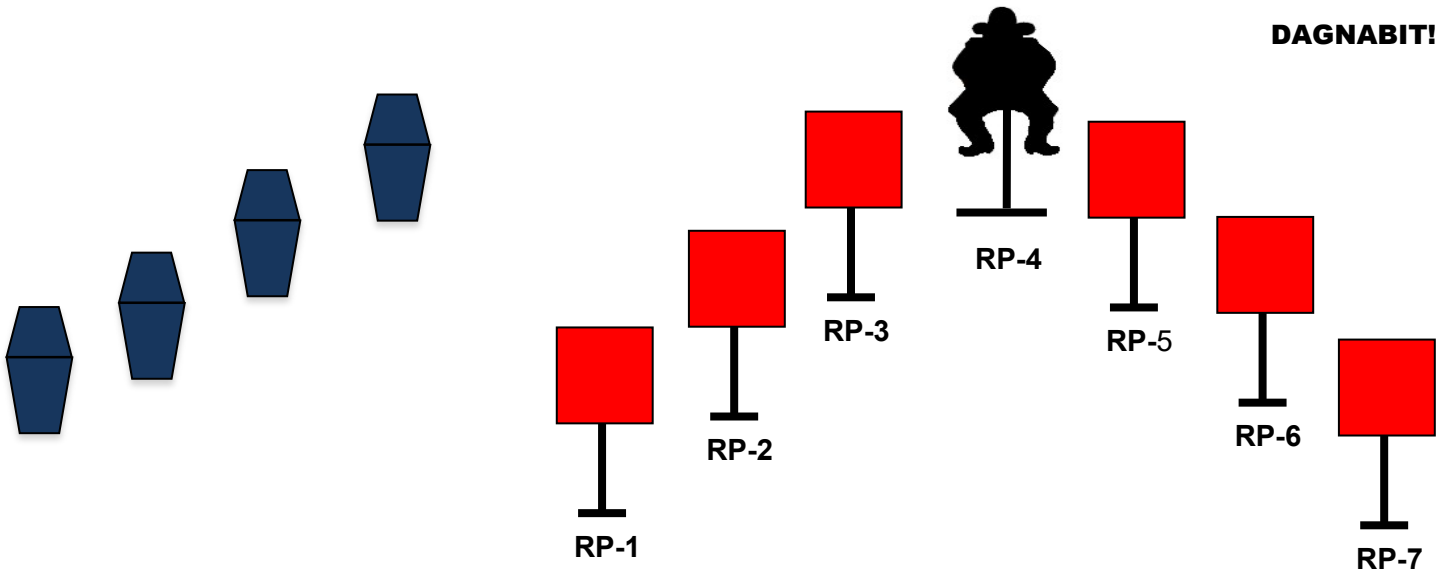
RIFLE (10)

SHOTGUN (4+)

STAGE 2: January 2021



DAGNABIT!



POSITION 2

STAGING OF FIREARMS:

BOTH REVOLVERS LOADED WITH 5 ROUNDS EACH & HOLSTERED, RIFLE LOADED WITH 10 ROUNDS STAGED AT POSITION 1, SHOTGUN STAGED OPEN & EMPTY STAGED SAFELY ANYWHERE.

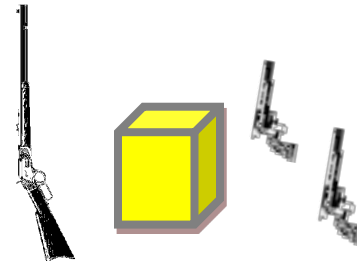
HOW TO SHOOT THE STAGE:

SHOOTER STARTS STANDING AT POSITION 1, WITH HANDS FLAT ON THE HAY BALE, SHOOTER INDICATES READY BY SAYING: "OK, I'M WARMING UP NOW!"

AT THE BEEP FROM POSITION 1 WITH YOUR RIFLE ENGAGE RP1-RP4 IN A 1-1-1-2 SWEEP STARTING ON RP1 AND ENDING ON RP4; AND ENGAGE RP7-RP4 IN A 1-1-1-2 SWEEP STARTING ON RP7. NOTE: SHOOTER MAY START ON EITHER SWEEP. SHOOTER MAY START WITH RIFLE OR REVOLVERS. MAKE RIFLE SAFE.

WITH REVOLVERS ENGAGE RP1 & RP2 IN A 3-2 SWEEP STARTING ON RP1 AND ENGAGE RP7 & RP6 IN AT 3-2 SWEEP STARTING ON RP7. SHOOTER MAY START ON EITHER PAIR OF TARGETS.

FROM POSITION 2 ENGAGE THE 4 SHOTGUN TARGETS ANY ORDER UNTIL DOWN.



POSITION 1

END OF STAGE

NOTE: ONE FOOT MUST BE BEHIND THE PROP WHILE ENGAGING TARGETS

GUN ORDER: RIFLE/REVOLVERS OR REVOLVERS/RIFLE, SHOTGUN

REVOLVERS (10)

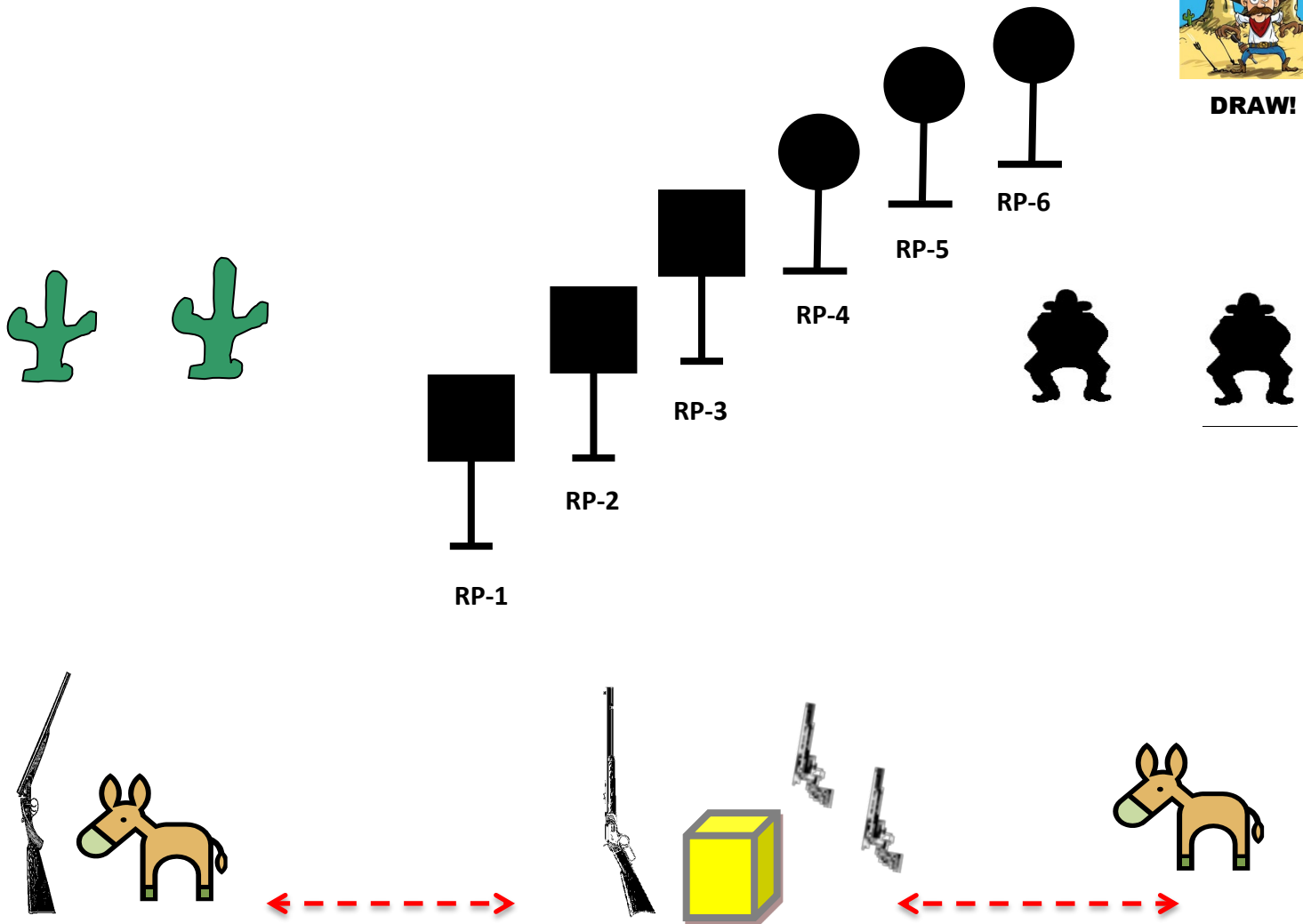
RIFLE (10)

SHOTGUN (4+)

STAGE 3: January 2021



DRAW!



STAGING OF FIREARMS:

RIFLE LOADED WITH 10 ROUNDS STAGED ON THE HAY BALE, SHOTGUN STAGED SAFELY ANYWHERE, REVOLVERS LOADED WITH 5 ROUNDS EACH & HOLSTERED.

HOW TO SHOOT THE STAGE:

STAGE MAY BE SHOT IN ANY ORDER, RIFLE MUST NOT BE LAST. SHOOTER STARTS AT THE READY, SHOOTER INDICATES READY BY SAYING "21, MY LUCKY NUMBER!"

AT THE BUZZER WITH SHOTGUN ENGAGE 2 SHOTGUN TARGETS AT POSITION 1, ENGAGE 2 SHOTGUN TARGETS AT POSITION 3. AT POSITION 2 ENGAGE THE 6 TARGETS IN A PROGRESSIVE SWEEP FROM EITHER END FOR A TOTAL OF 21 ROUNDS. RIFLE MAY BE RELOADED AT ANY TIME AFTER THE BEEP. 1 ON 1, 2 ON 2, 3 ON 3, 4 ON 4, 5 ON 5, 6 ON 6.

END OF STAGE

**NOTE: ONE FOOT MUST BE BEHIND THE PROP WHILE ENGAGING TARGETS
GUN ORDER: ANY, RIFLE MUST NOT BE LAST**

REVOLVERS (10)

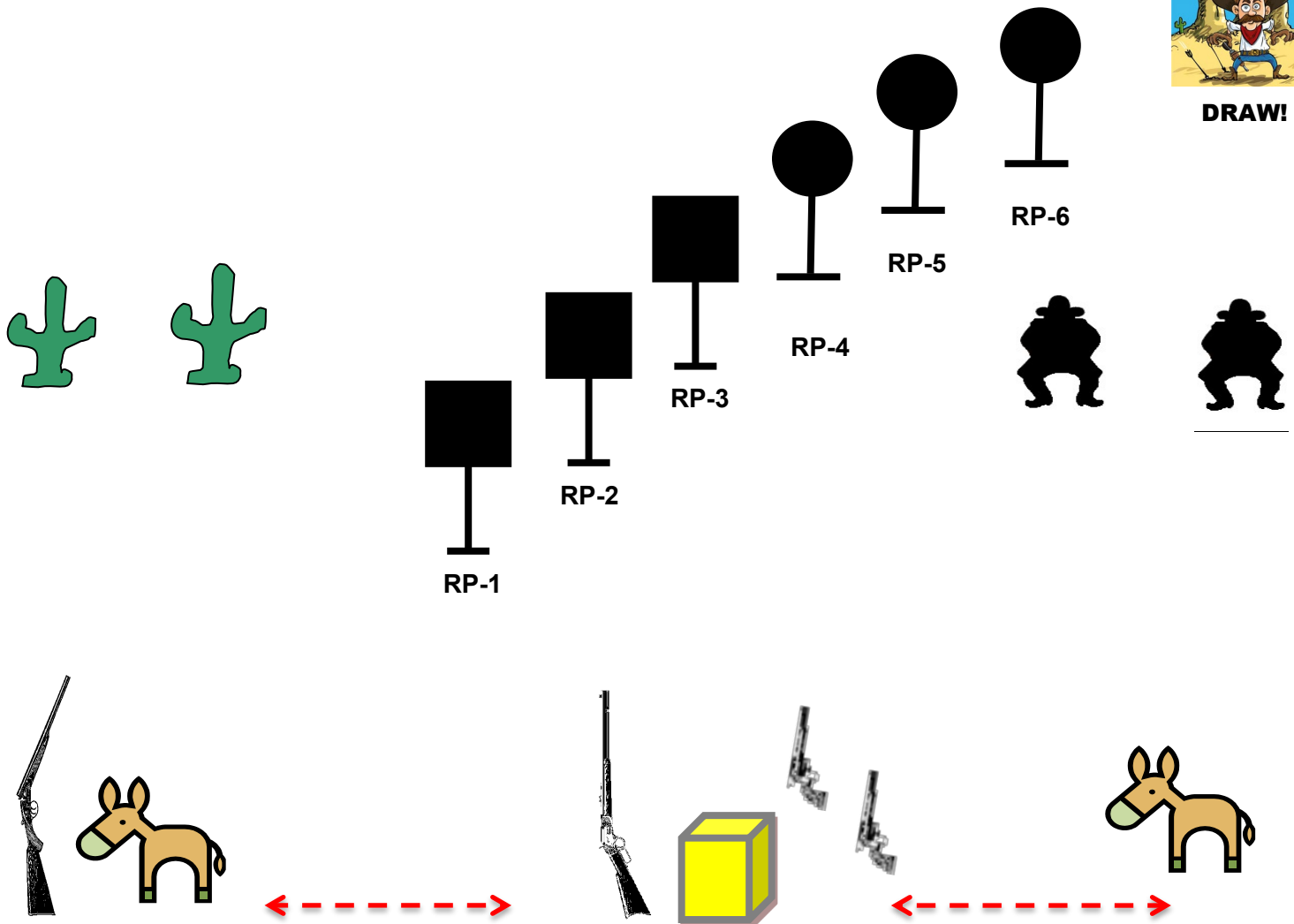
RIFLE (10 +1)

SHOTGUN (4+)

STAGE 4: January 2021



DRAW!



STAGING OF FIREARMS:

RIFLE LOADED WITH 10 ROUNDS STAGED ON THE HAY BALE, SHOTGUN STAGED SAFELY ANYWHERE, REVOLVERS LOADED WITH 5 ROUNDS EACH & HOLSTERED.

HOW TO SHOOT THE STAGE:

STAGE MAY BE SHOT IN ANY ORDER, RIFLE MUST NOT BE LAST. SHOOTER STARTS ANYWHERE WITH GUN OF CHOICE IN HAND(S) SHOOTER INDICATES READY BY SAYING "SWEEPS OF 5!"

AT BUZZER WITH SHOTGUN ENGAGE 2 SHOTGUN TARGETS AT POSITION 1, ENGAGE 2 SHOTGUN TARGETS AT POSITION 3. AT POSITION 2 WITH RIFLE ENGAGE RP4-RP6 IN A 5 ROUND NEVADA SWEEP STARTING ON RP4 AND ENGAGE RP6-RP4 IN A 5 ROUND NEVADA SWEEP STARTING ON RP6. SHOOTER MAY START ON EITHER SWEEP. WITH REVOLVERS REPEAT THE RIFLE SEQUENCES USING RP1-RP3.

END OF STAGE

NOTE: ONE FOOT MUST BE BEHIND THE PROP WHILE ENGAGING TARGETS

GUN ORDER: ANY, RIFLE MUST NOT BE LAST

REVOLVERS (10)

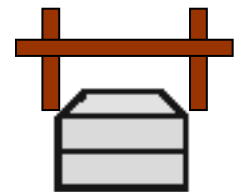


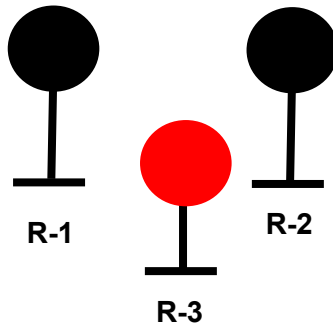
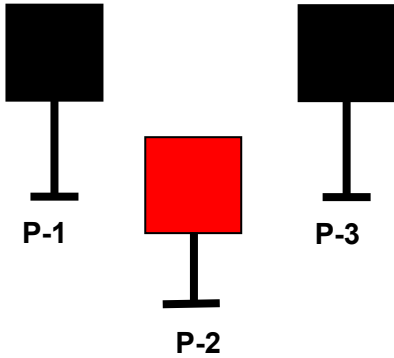
RIFLE (10 +1)

SHOTGUN (4+)

STAGE 5: December 2021



DRAW!



POSITION 1

POSITION 2

POSITION 3

RIFLE LOADED WITH 10 ROUNDS & OPEN EMPTY SHOTGUN STAGED AT POSITION 2, REVOLVERS LOADED WITH 5 ROUNDS EACH AND HOLSTERED.

HOW TO SHOOT THE STAGE: STAGE MAY BE ENGAGED LEFT TO RIGHT OR RIGHT TO LEFT, RIFLE MUST NOT BE LAST.

SHOOTER STARTS STANDING AT ANY POSITION WITH HANDS TOUCHING A BELT, SHOOTER INDICATES READY BY SAYING: **“GOODBYE 2020, HELLO 2021, YE HAW!”**

AT THE BEEP, FROM POSITION 1, WITH REVOLVERS STARTING ON EITHER P1 OR P3 SHOOT A “V” SHAPED SWEEP, I.E. P1, P2, P3, THEN DOUBLE TAP P3, REPEAT FOR AN ADDITIONAL 5 ROUNDS.

FROM POSITION 2, WITH RIFLE, REPEAT THE REVOLVER INSTRUCTIONS ON R1-R3, MAKE RIFLE SAFE AT POSITION 2. FROM POSITION 3 WITH YOUR SHOTGUN ENGAGE THE 3 COWBOY KNOCKDOWNS AND THE BELL IN ANY ORDER.

END OF STAGE

**NOTE: ONE FOOT MUST BE BEHIND THE PROP WHILE ENGAGING TARGETS
GUN ORDER: ANY, RIFLE MUST NOT BE LAST**

REVOLVERS (10)


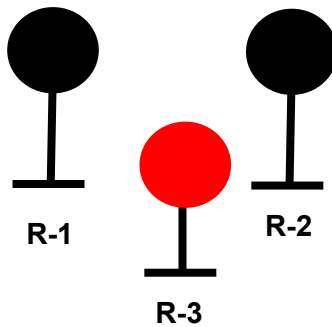
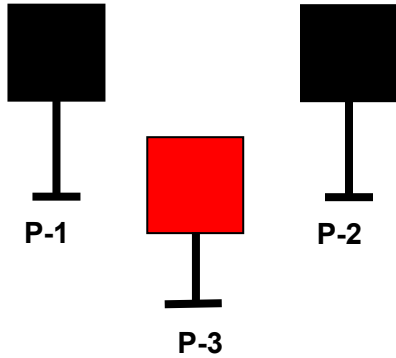
RIFLE (10)

SHOTGUN (4+)


STAGE 6: December 2021



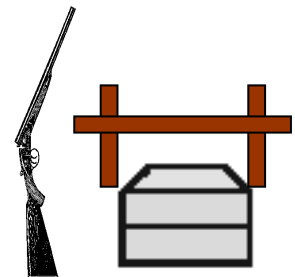
DRAW!



POSITION 1



POSITION 2



POSITION 3

STAGING OF FIREARMS:

RIFLE LOADED WITH 10 ROUNDS & OPEN EMPTY SHOTGUN STAGED AT POSITION 2, REVOLVERS LOADED WITH 5 ROUNDS EACH AND HOLSTERED.

HOW TO SHOOT THE STAGE: STAGE MAY BE ENGAGED LEFT TO RIGHT OR RIGHT TO LEFT, RIFLE MUST NOT BE LAST.

SHOOTER STARTS STANDING AT ANY POSITION WITH GUN IN HAND(S), SHOOTER INDICATES READY BY SAYING: "HAPPY NEW YEAR!"

AT THE BEEP, FROM POSITION 1, WITH REVOLVERS ENGAGE EACH OF THE TARGETS A MINIMUM OF 3 TIMES EACH.

FROM POSITION 2, WITH RIFLE, REPEAT THE REVOLVER INSTRUCTIONS ON R1-R3, MAKE RIFLE SAFE AT POSITION 2. FROM POSITION 3 WITH YOUR SHOTGUN ENGAGE THE 3 COWBOY KNOCKDOWNS AND THE BELL IN ANY ORDER.

END OF STAGE

**NOTE: ONE FOOT MUST BE BEHIND THE PROP WHILE ENGAGING TARGETS
GUN ORDER: ANY, RIFLE MUST NOT BE LAST**

REVOLVERS (10)

RIFLE (10)

SHOTGUN (4+)

Target and Prop Requirements

WRG, January 2021

Stages 1 & 2

Rifle & Revolver Targets:
1 Cowboy, 6 Squares

Stands:
7

Props:
Short Gun Horse, Hay Bale,

Shotgun Targets:
4 Coffin Lid Knockdowns

Stages 3 & 4

Rifle & Revolver Targets:
3 Squares, 2 Circles

Stands:
5

Props:
2 Gun Horses, Hay Bale

Shotgun Targets:
2 Cowboys, 2 Cacti

Stages 5 & 6

Rifle & Revolver Targets:
3 Squares, 3 Circles

Stands:
6

Props:
Gun Horse, Hitching Post
Sawhorse
Small Table in front of Hitching Post

Shotgun Targets:
3 Cowboys, Bell

Totals

Shotgun Targets: 5 Cowboys, 2 Cacti, 4 Coffin Lids

Props: 3 Gun Horses & 2 Hay Bales, 2 Sawhorses