
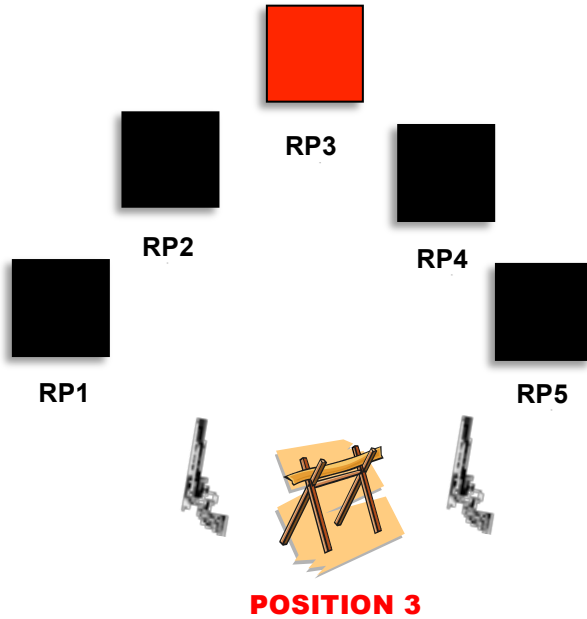



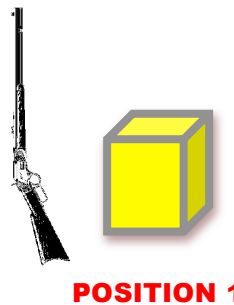
STAGE 1: September 2018-Rooster Cogburn



GO AHEAD
SKIN IT!



POSITION 2



POSITION 1

STAGING OF FIREARMS:

RIFLE LOADED WITH 10 ROUNDS AT THE LOW READY (MUZZLE TOUCHING TOP OF HAY BAIL), SHOTGUN OPEN & EMPTY STAGED SAFELY ANYWHERE, BOTH REVOLVERS LOADED WITH 5 ROUNDS AND HOLSTERED.

HOW TO SHOOT THE STAGE:

START STANDING AT POSITION 1, WITH RIFLE AT THE LOW READY, SHOOTER INDICATES READY BY SAYING: **“THIS IS A WRIT WROTE FOR A RAT!”**

AT THE BEEP, WITH THE RIFLE, ENGAGE RP1-RP3 IN A 2-2-1 SWEEP STARTING ON RP1, REPEAT SEQUENCE ON RP5-RP3, SWEEP MAY START ON EITHER END, (RP1 OR RP5) FOR A TOTAL OF 10 ROUNDS. MAKE RIFLE SAFE WITH MUZZLE POINTING TO RIGHT BERM OR MAKE SAFE AT POSITION 2. FROM POSITION 2, WITH SHOTGUN, ENGAGE THE FOUR SHOTGUN TARGETS UNTIL DOWN, MAKE SHOTGUN SAFE AT POSITION 2. FROM POSITION 3 WITH REVOLVERS ENGAGE PISTOL TARGETS AS PER THE RIFLE INSTRUCTIONS.

END OF STAGE

NOTE: ONE FOOT MUST BE BEHIND THE PROP WHILE ENGAGING TARGETS

GUN ORDER: RIFLE, SHOTGUN, REVOLVERS

REVOLVERS (10)

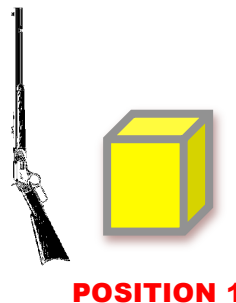
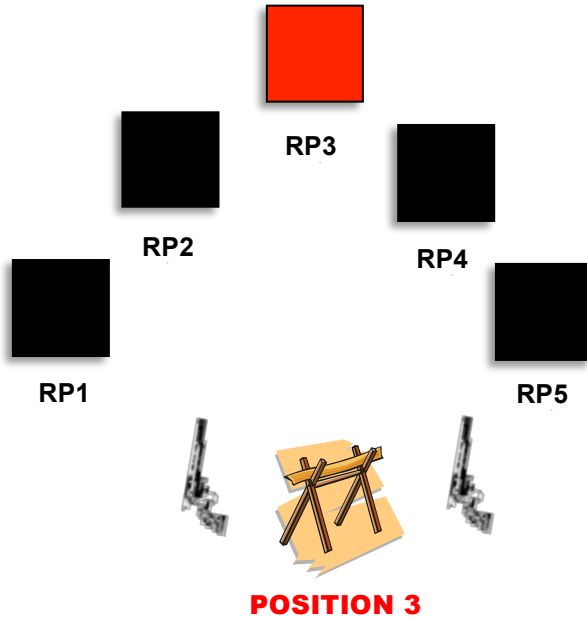

RIFLE (10)

SHOTGUN (4+)

STAGE 2: September 2018-Rooster Cogburn



GO AHEAD
SKIN IT!



STAGING OF FIREARMS:

RIFLE LOADED WITH 10 ROUNDS STAGED AT POSITION 1, SHOTGUN OPEN & EMPTY STAGED SAFELY ANYWHERE, BOTH REVOLVERS LOADED WITH 5 ROUNDS AND HOLSTERED.

HOW TO SHOOT THE STAGE:

START STANDING AT POSITION 1, HANDS ON THE HAY BALE, SHOOTER INDICATES READY BY SAYING: **"WE LEAVE TOMORROW AT FIRST LIGHT!"**

AT THE BEEP, WITH THE RIFLE, TRIPLE TAP RP3 THEN SINGLE HIT RP2 & RP1 IN THAT ORDER, REPEAT SEQUENCE ON RP3-RP5 FOR A TOTAL OF 10 ROUNDS. SWEEP MAY GO RIGHT OR LEFT FIRST, SHOOTERS' CHOICE. MAKE RIFLE SAFE WITH MUZZLE POINTING TO RIGHT BERM OR MAKE SAFE AT POSITION 2. FROM POSITION 2, WITH SHOTGUN, ENGAGE THE FOUR SHOTGUN TARGETS UNTIL DOWN, MAKE SHOTGUN SAFE AT POSITION 2. FROM POSITION 3 WITH REVOLVERS ENGAGE RP TARGETS AS PER THE RIFLE INSTRUCTIONS.

END OF STAGE

NOTE: ONE FOOT MUST BE BEHIND THE PROP WHILE ENGAGING TARGETS

GUN ORDER: RIFLE, SHOTGUN, REVOLVERS

REVOLVERS (10)

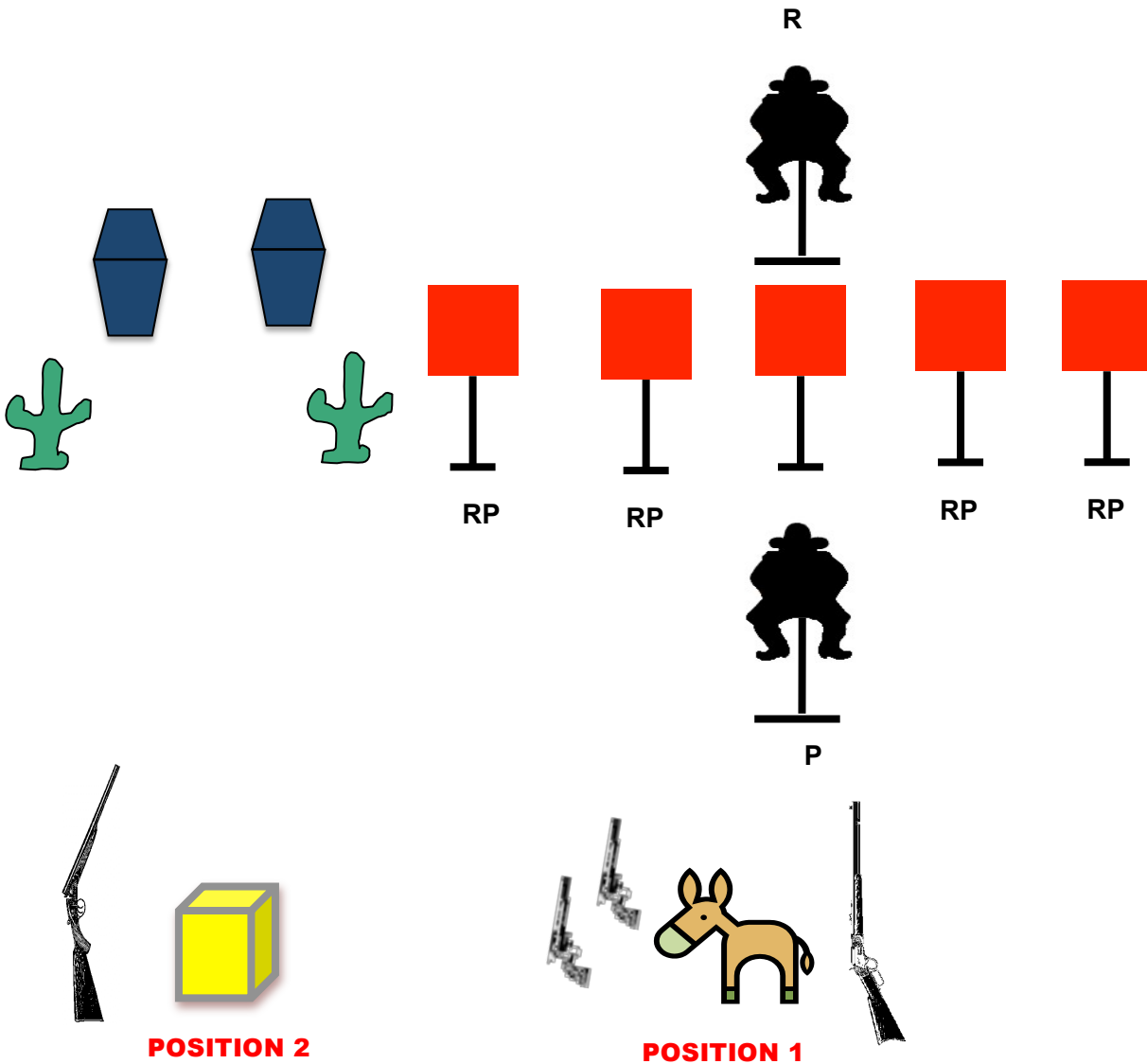
RIFLE (10)

SHOTGUN (4+)

STAGE 3: September 2018, Rooster Cogburn



DRAW!



STAGING OF FIREARMS:

RIFLE LOADED WITH 10 ROUNDS STAGED AT POSITION 1, SHOTGUN OPEN & EMPTY STAGED SAFELY ANYWHERE, REVOLVERS LOADED WITH 5 EACH ROUNDS & HOLSTERED.

HOW TO SHOOT THE STAGE:

SHOOTER STARTS STANDING AT POSITION 1 WITH ONE INDEX FINGER POINTING DOWN RANGE, SHOOTER INDICATES READY BY SAYING: "DON'T YOU BELIEVE IT, DON'T YOU BELIEVE IT!"

AT THE BEEP, FROM POSITION 1, WITH RIFLE OR REVOLVERS, SHOOTER'S CHOICE, ENGAGE EACH SQUARE TARGET ONCE EACH AND THE COWBOY 5 TIMES ANY ORDER, (ROUND COUNT). REPEAT WITH OTHER FIREARM. NOTE: CLOSEST COWBOY IS TO BE ENGAGED WITH REVOLVERS, FAR COWBOY WITH RIFLE. FROM POSITION 2, WITH SHOTGUN ENGAGE THE SHOTGUN TARGETS UNTIL DOWN.

END OF STAGE

**NOTE: ONE FOOT MUST BE BEHIND THE PROP WHILE ENGAGING TARGETS
GUN ORDER: REVOLVERS, RIFLE OR RIFLE, REVOLVERS, SHOTGUN**

REVOLVERS (10)

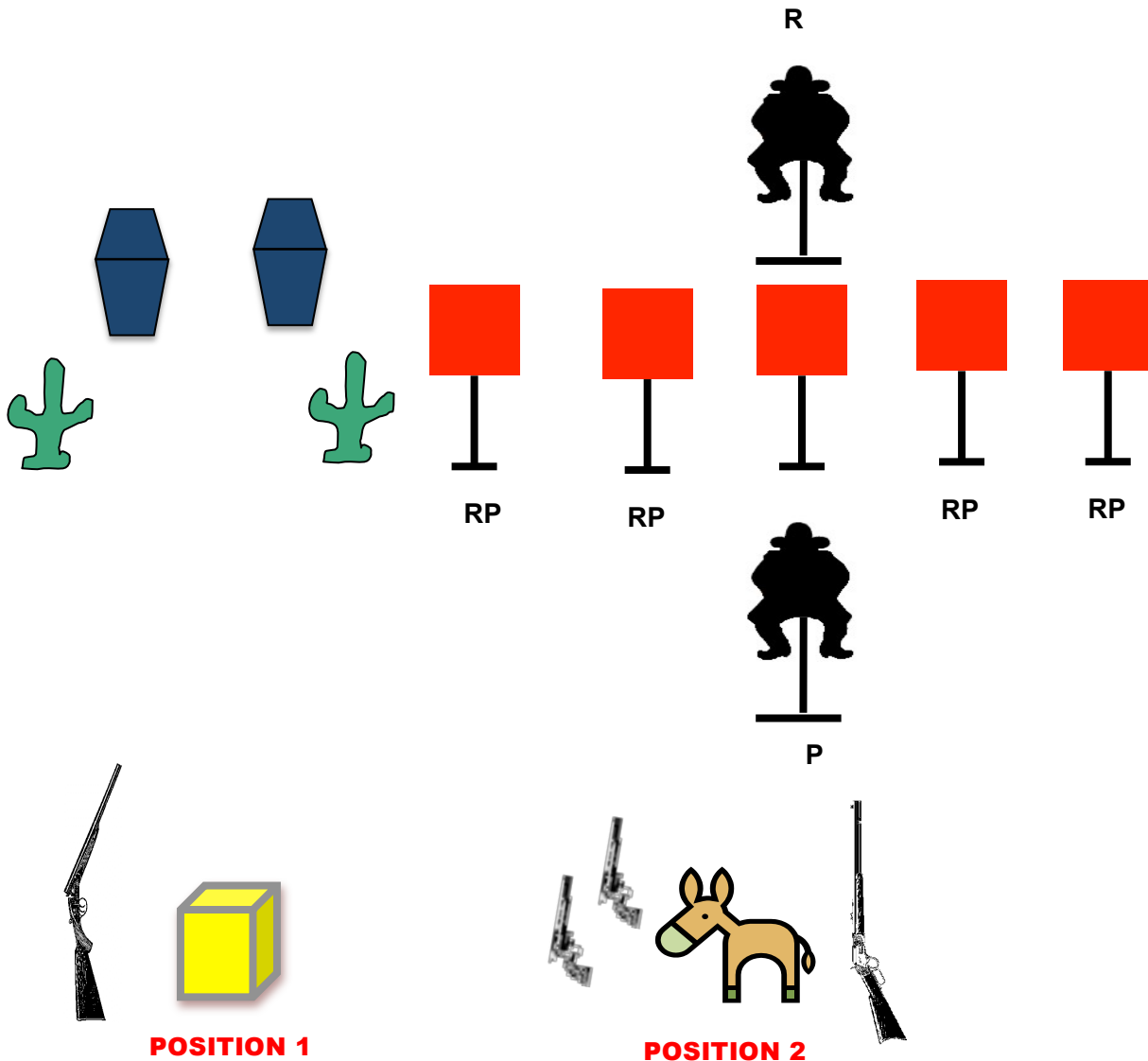
RIFLE (10)

SHOTGUN (4+)

STAGE 4: September 2018, Rooster Cogburn



DRAW!



STAGING OF FIREARMS:

RIFLE LOADED WITH 10 ROUNDS STAGED AT POSITION 2, SHOTGUN IN HANDS, REVOLVERS LOADED WITH 5 EACH ROUNDS & HOLSTERED.

HOW TO SHOOT THE STAGE:

SHOOTER STARTS STANDING AT POSITION 1 WITH SHOTGUN IN HANDS SHOOTER INDICATES READY BY SAYING: "MEET YOUR MAKER!"

AT THE BEEP, FROM POSITION 1, WITH THE SHOTGUN ENGAGE THE 4 SHOTGUN TARGETS UNTIL DOWN. MAKE SHOTGUN SAFE.

FROM POSITION 2 WITH RIFLE ALTERNATE BETWEEN THE "R" TARGET AND EACH RP TARGET FOR 10 ROUNDS. WITH REVOLVERS REPEAT THE RIFLE INSTRUCTIONS USING THE "P" TARGET & RP TARGETS FOR 10 ROUNDS

END OF STAGE

**NOTE: ONE FOOT MUST BE BEHIND THE PROP WHILE ENGAGING TARGETS
GUN ORDER: REVOLVERS, RIFLE OR RIFLE, REVOLVERS, SHOTGUN**

REVOLVERS (10)

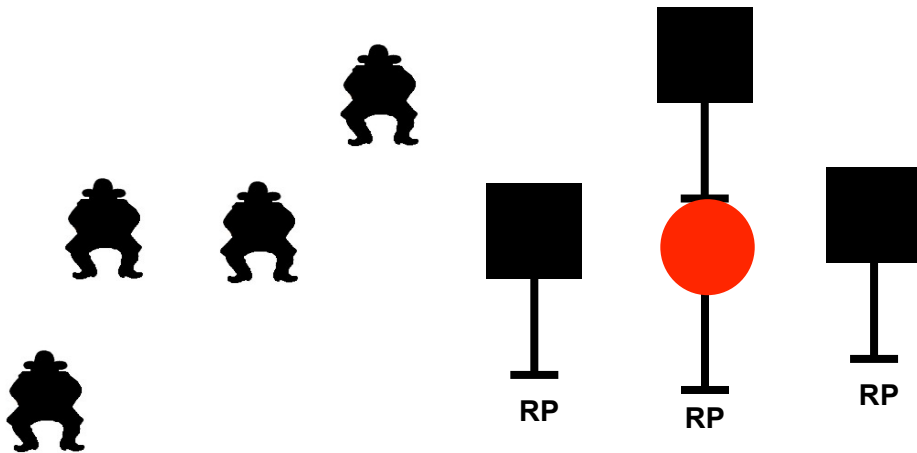
RIFLE (10)

SHOTGUN (4+)

STAGE 5: September 2018, Rooster Cogburn



DRAW!



POSITION 1

STAGING OF FIREARMS:

RIFLE LOADED WITH 10 ROUNDS STAGED ON THE WATER TROUGH, REVOLVER(S) LOADED WITH 5 ROUNDS IN HAND(S), SHOTGUN STAGED ON THE TROUGH.

HOW TO SHOOT THE STAGE:

START STANDING AT POSITION 1 WITH YOUR REVOLVER(S) HAND(S), SHOOTER INDICATES READY BY SAYING:

“EVERYTHING THAT GROWS IN THIS COUNTRY WILL BITE YOU, STAB YOU OR STICK YA!”

AT THE BEEP, FROM POSITION 1, WITH REVOLVERS SWEEP THE LOWER ROW OF TARGETS IN A 1-2-1 SWEEP FROM EITHER END, THEN DOUBLE TAP THE TOP PLATE, THEN SWEEP THE LOWER ROW OF TARGETS IN A 1-2-1 SWEEP FROM EITHER END. REPEAT THE REVOLVER INSTRUCTIONS WITH YOU RIFLE FOR 10 ROUNDS.

WITH SHOTGUN ENGAGE THE 4 SHOTGUN KNOCKDOWN TARGETS, ANY ORDER, UNTIL DOWN.

END OF STAGE

NOTE: ONE FOOT MUST BE BEHIND THE PROP WHILE ENGAGING TARGETS

GUN ORDER: REVOLVERS, RIFLE, SHOTGUN

REVOLVERS (10)

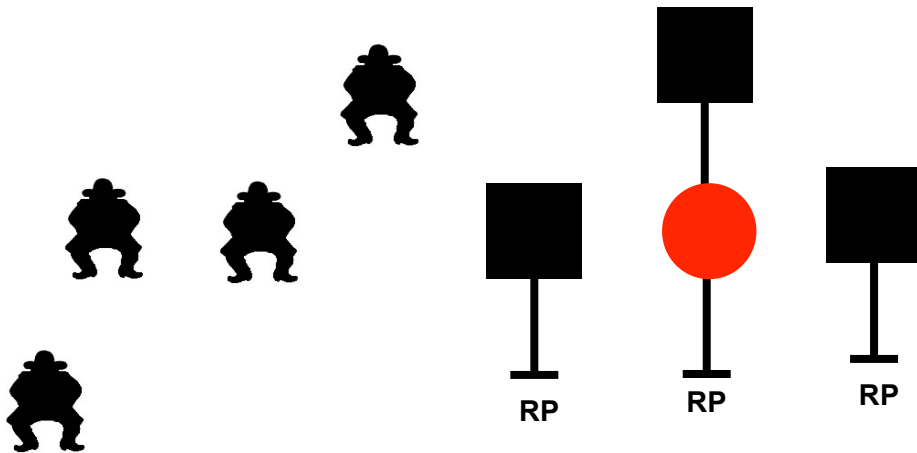
RIFLE (10)

SHOTGUN (4+)

STAGE 6: September 2018, Rooster Cogburn



DRAW!



POSITION 1

STAGING OF FIREARMS:

RIFLE LOADED WITH 10 ROUNDS STAGED ON THE WATER TROUGH, REVOLVER (S) LOADED WITH 5 ROUNDS EACH HOLSTERED, SHOTGUN STAGED ON THE TROUGH.

HOW TO SHOOT THE STAGE:

START STANDING AT POSITION 1 WITH YOUR HANDS AT YOUR SIDES. NOTE: GUNS MAY BE SHOT IN ANY ORDER, RIFLE MAY NOT BE LAST. SHOOTER INDICATES READY BY SAYING:

“I’M GONA GIVE YOU ONE LAST CHANCE TO GIVE YOUR SELF UP HAWK!”

AT THE BEEP, FROM POSITION 1, WITH REVOLVERS STARTING ON THE RED TARGET ENGAGE THE RED TARGET WITH 1 ROUND THEN DOUBLE TAP THE BLACK TARGETS, THEN TRIPLE TAP THE RED TARGET. REPEAT THE REVOLVER INSTRUCTIONS WITH YOU RIFLE FOR 10 ROUNDS.

WITH SHOTGUN ENGAGE THE 4 SHOTGUN KNOCKDOWN TARGETS, ANY ORDER, UNTIL DOWN.

END OF STAGE

NOTE: ONE FOOT MUST BE BEHIND THE PROP WHILE ENGAGING TARGETS

GUN ORDER: ANY, RIFLE CAN NOT BE LAST

REVOLVERS (10)

RIFLE (10)

SHOTGUN (4+)

Target and Prop Requirements

WRG

September 2018

Stages 1 & 2

Rifle & Revolver Targets:
5 Squares

Stands:
5

Props:
Gun Horse, Hay Bale
Saw Horse

Shotgun Targets:
4 Cowboy Knockdowns

Stages 3 & 4

Rifle & Revolver Targets:
5 Squares, 2 Large Cowboys

Stands:
7

Props:
21 Gun Horses, Hay Bale

Shotgun Targets:
2 Cacti Knockdowns
2 Coffin Lid Knockdowns

Stages 5 & 6

Rifle & Revolver Targets:
4 Squares, 1 Circle

Stands:
5

Props:
Water Trough

Shotgun Targets:
2 Cowboy Knockdowns
2 Coffin Lid Knockdowns

Totals

Shotgun targets: 8 Cowboys, 2 Coffin Lids, 2 Cacti

Props: 2 Gun Horses, 2 Hay Bales, 1 Saw Horse, Water Trough